



[Portal](#) > [Knowledgebase](#) > [GeoPro](#) > [GeoPro Mobile App v3](#) > [GeoPro Mobile App for iOS](#) > [Updating the GeoPro Mobile App for iOS](#)

Updating the GeoPro Mobile App for iOS

Lu Parente - 2018-07-04 - in [GeoPro Mobile App for iOS](#)

Keeping your GeoPro Mobile App up to date is an important aspect of delivering the best possible experience for day to day lone worker operations. This ensures you're on the most recent version of the app which will provide the latest in enhancements and improvements. Keeping the GeoPro Mobile App up to date is simple and is typically managed by the app store on your smartphone assuming your apps are set to automatically update.

Note: In order for your GeoPro Mobile App to update automatically, your app store settings should be set to update apps automatically. If set otherwise, you will be required to periodically check and process updates manually.

This article explains how to manually update the GeoPro Mobile App from the Apple App Store.

1. Navigate to **App Store**, and select the **Search** tab.

Search

Q App Store

Trending

[hydro quebec](#)

[episode](#)

[meteo media](#)

[feq](#)

[bleacher report](#)

[adobe draw](#)



Today



Games



Apps




Updates

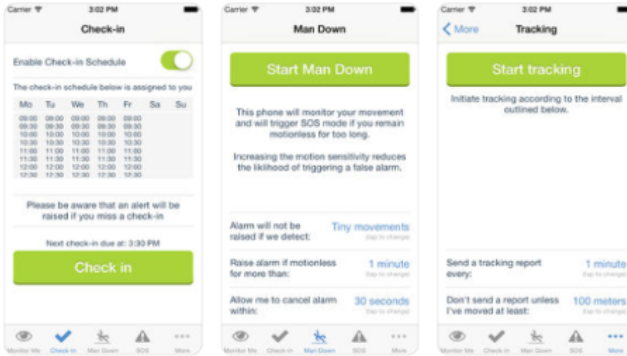


Search

2. Enter **GeoPro** in the search and select the **GeoPro** app from the list of results.


geopro × Cancel

 **GeoPro**
Utilities OPEN



3. Select the update icon if available, and the GeoPro Mobile App will be updated to the latest version.

[← Search](#)

 **GeoPro**
Roadpost Inc

OPEN ⋮

☆☆☆☆☆ 4+
Not Enough Ratings Age

What's New [Version History](#)

Version 2.4.2 1y ago

- * Alert button support (VSN Mobil V.BTTN)
- * Location accuracy setting more