



Portal > Knowledgebase > GeoPro > GeoPro Mobile App > GeoPro Mobile App for iOS > Pairing Alert Button with GeoPro Mobile App for iOS

Pairing Alert Button with GeoPro Mobile App for iOS

Lu Parente - 2017-09-06 - in GeoPro Mobile App for iOS

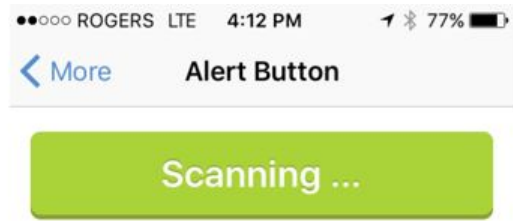
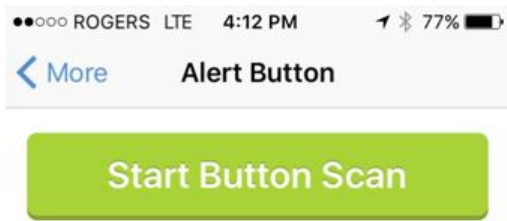
The GeoPro mobile app supports the capability to pair with VSN Mobil's V.BTTN alert button. The V.BTTN is a Bluetooth wearable button that can be used to surreptitiously trigger an SOS from the GeoPro Mobile App without having to unlock your smartphone.

Visit the [VSN Mobil V.BTTN website](#) for device details.

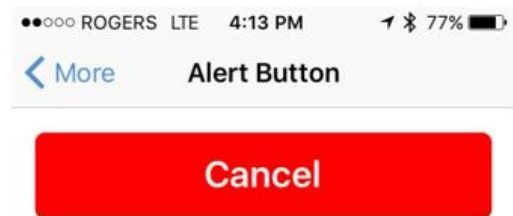
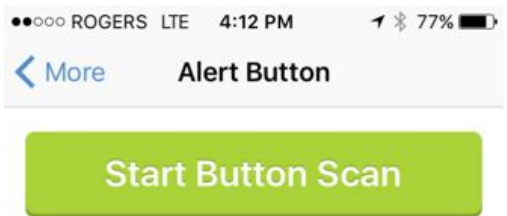
Note: Download the GeoPro mobile app from Apple's App Store. GeoPro Mobile App v2.4.2 or higher is required for V.BTTN support.

This article explains how to pair the V.BTTN with the GeoPro mobile app.

1. Turn on the V.BTTN by pressing and holding the button for 10 seconds. It will begin to flash green indicating it is powered on and in pairing mode.
2. Enable Bluetooth on your iOS handset by navigating to Settings, followed by Bluetooth.
3. Open the GeoPro Mobile App and navigate to the Alert Button tab.
4. Select Start Button Scan and the mobile app will begin searching for the V.BTTN.



5. Select your V.BTTN from the list and the mobile app will begin pairing with the device.



Trying to connect ...

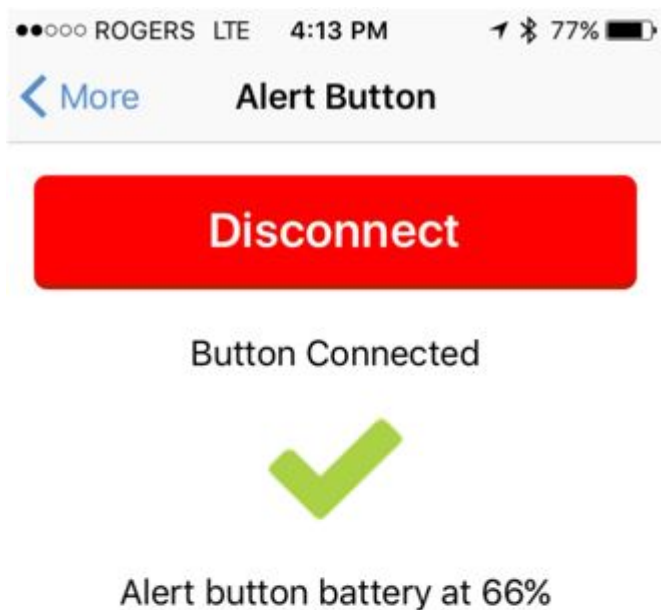


List of nearby devices
(tap the entry that matches your button)

V.ALRT C2:0D:CD



6. Button Connected will be displayed once the connection has been established successfully.



Note: The GeoPro Mobile App will attempt to connect to the V.BTTN automatically each time the application is started, after the initial pairing. If the app fails to connect, select Connect To Button on the Alert Button tab. If the GeoPro Mobile App is force closed, the V.BTTN will indicate the connection has been lost by providing two consecutive audible alerts and flashing red. You'll also receive a notification in the GeoPro Mobile App.