



Portal > Knowledgebase > Iridium > Iridium GO! > How-To > Iridium GO! Firmware Update Version 2.1.8

---

## Iridium GO! Firmware Update Version 2.1.8

David Jones - 2019-07-26 - in How-To

Iridium has released Iridium GO! firmware version 2.1.8 that provides the following updates:

### **New Features**

- Support for SBD applications developed specifically for the GO!

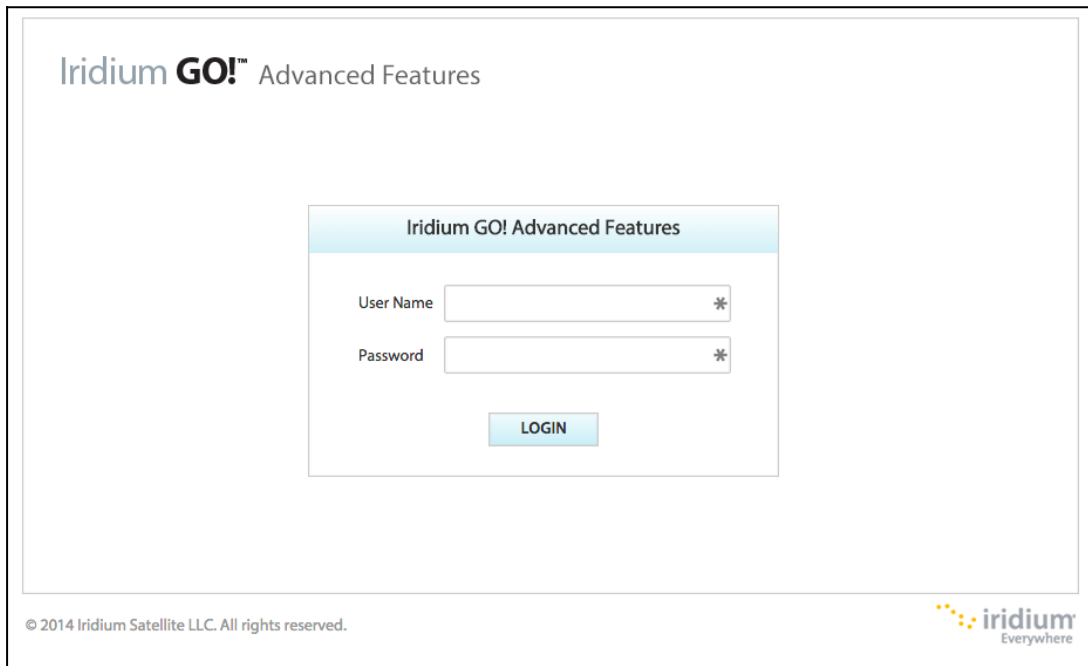
### **Bug Fixes**

- SMS memory full issue due to large (more than 1000 characters)
- Connected client doesn't reset when Wi-Fi is powered off

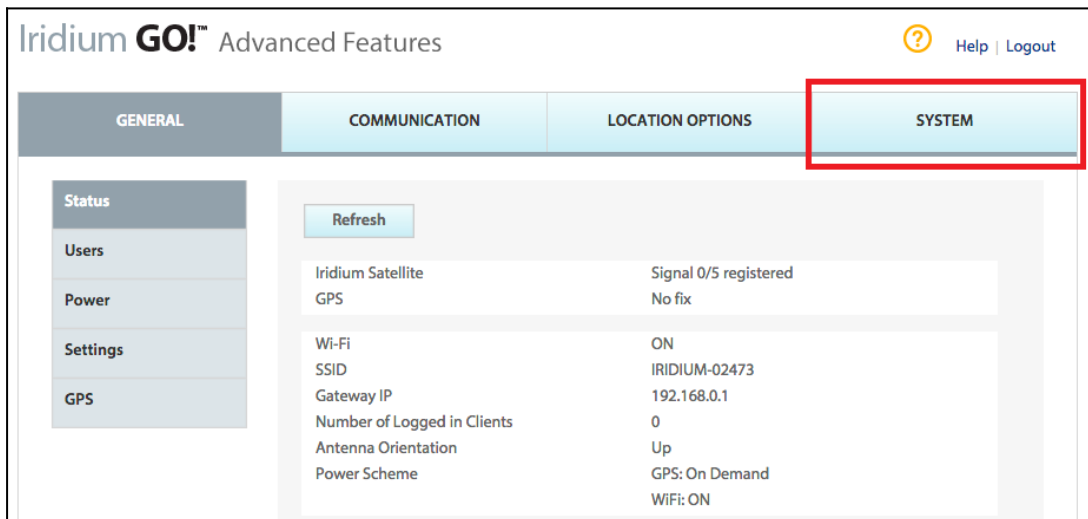
To update the firmware on your device please perform the following actions:

1. Download the firmware file by [clicking on this LINK](#).
2. Unzip the downloaded firmware file to your Desktop.
3. Power on the Iridium GO! by flipping up the antenna.
4. Wait for the device to fully boot.
5. From your computer (must be a computer and not an iPad, iPhone, or Android phone) join the Iridium GO! Wi-Fi network. **Example:** Iridium GO! SSID: IRIDIUM-02473.
6. Open a web browser and type in the following IP address into the address bar:  
192.168.0.1.
7. An Iridium interface page will open.
8. Type in "guest" for the "User Name" and "Password" fields.

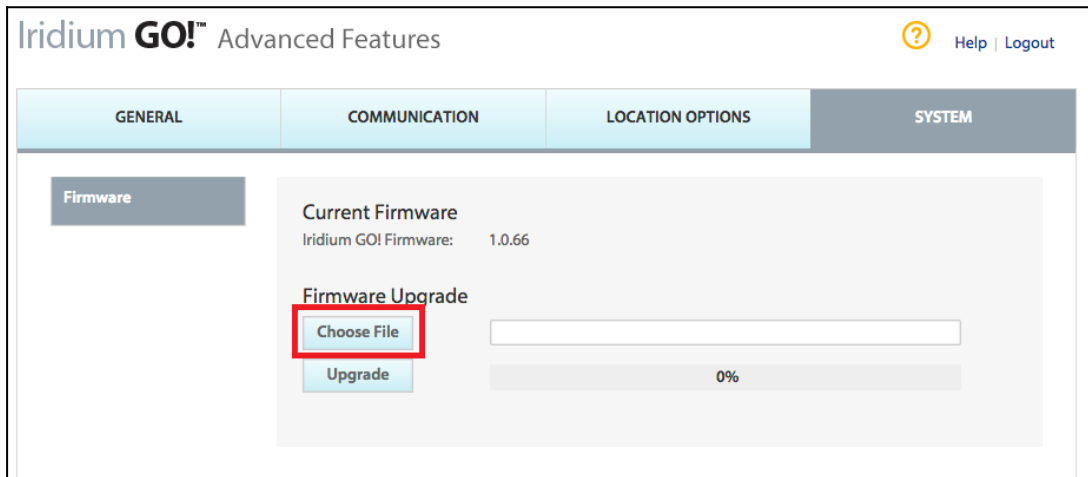
**NOTE: The screenshots below will reference an older version of firmware. Please ignore the version number. The steps are still accurate.**



9. From the main page, click on the "System" tab.

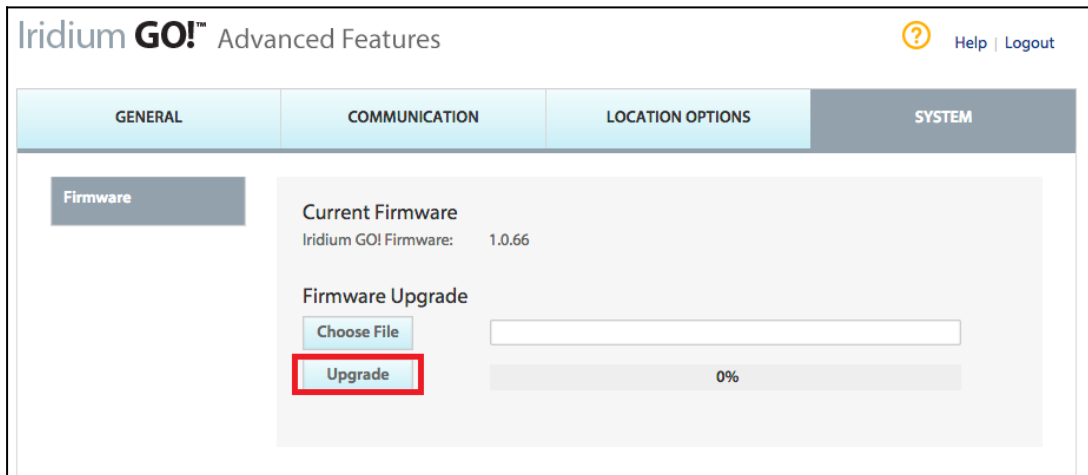


10. Click on the "Choose File" button.



11. Select the previously unzipped firmware file. The file name should be called "maxwell-2.1.8.frm"

12. Once the file has been selected, click on the "Upgrade" button.



13. The progress bar will start to count up to 100%. The upgrade will take up to 15 minutes to complete.

Iridium GO!™ Advanced Features ? Help | Logout

GENERAL COMMUNICATION LOCATION OPTIONS SYSTEM

**Firmware**

**Current Firmware**  
Iridium GO! Firmware: 1.0.66

**Firmware Upgrade**

Choose File

Upgrade 2%

Firmware upgrade in progress. Please do not navigate away from this page.

14. Once the firmware update reaches 100% the Iridium GO! will reboot. The device will be ready to use again.

Iridium GO!™ Advanced Features ? Help | Logout

GENERAL COMMUNICATION LOCATION OPTIONS SYSTEM

**Firmware**

**Current Firmware**  
Iridium GO! Firmware: 1.0.66

**Firmware Upgrade**

Choose File

Upgrade 100%

**RESTARTING IRIDIUM GO!. PLEASE WAIT...**

If the portal does not automatically reload, please check that your computer has successfully reconnected via WiFi.