



Portal > Knowledgebase > GeoPro > GeoPro Web App > Web App for Administrators > Options Tab > How-To > [Changing the Language of the GeoPro Web App](#)

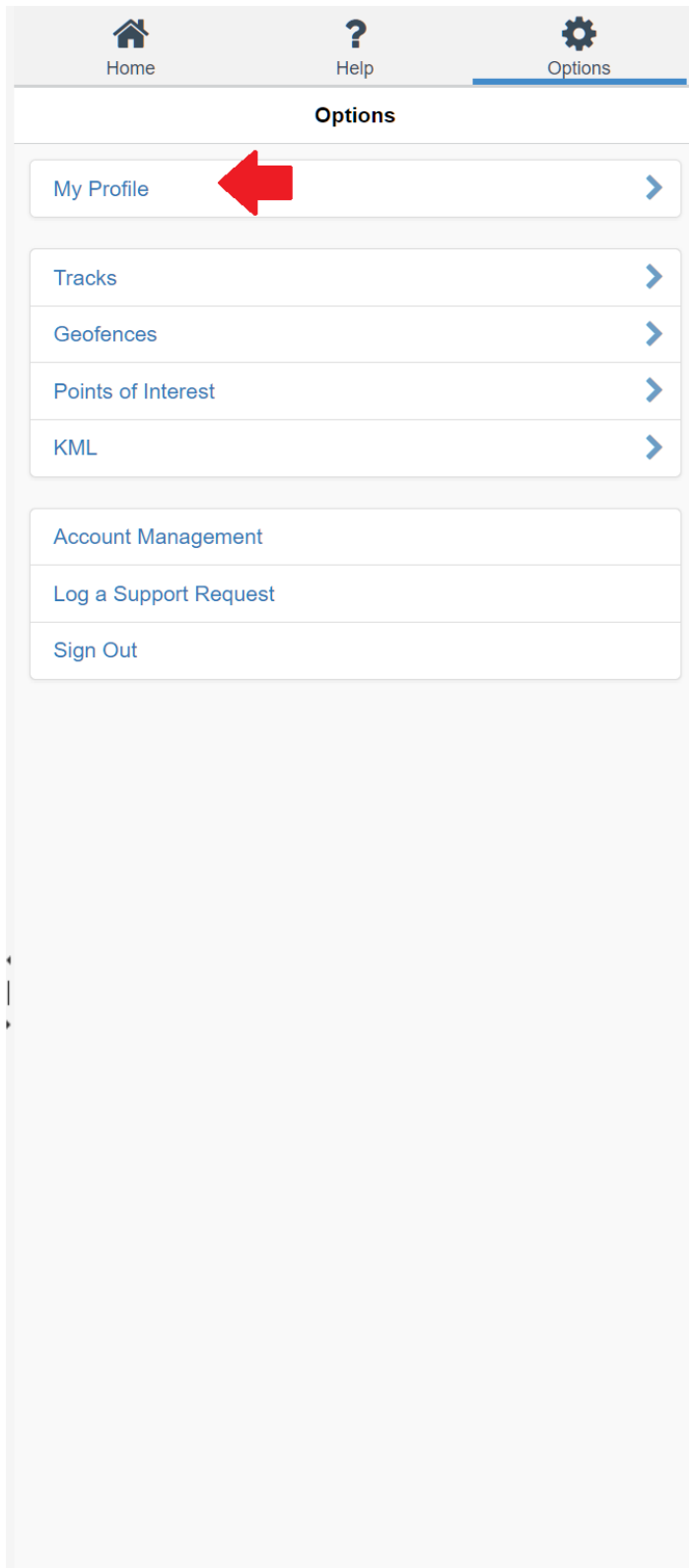
Changing the Language of the GeoPro Web App

Gabor Jozsa - 2020-11-05 - in How-To

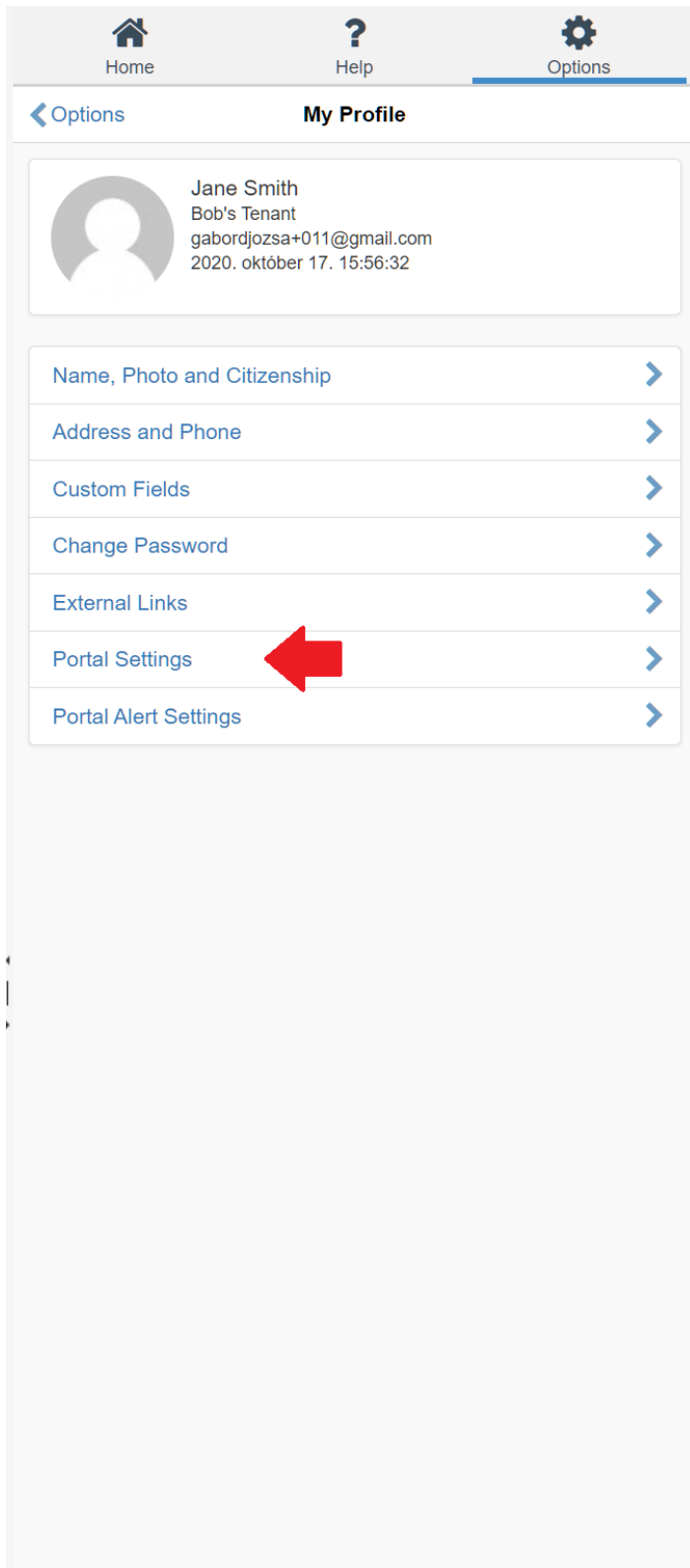
The language of the user interface shown in the GeoPro Web App can be changed through the My Profile settings in the Web App. The currently supported languages for the Web App are: English, French, Spanish & Russian.

To change the language used in the GeoPro Web App user interface:

1. Navigate to the **Options** tab
2. Select **My Profile**.



3. Select **Portal Settings**.




4. Select the desired language from the **Language** drop down list and click **OK** to save.

Home Help Options

My Profile Portal Settings

Time Zone
(UTC-05:00) Eastern Time (US & Canada) ▾

Date & Time Format (and Language, if available)
Hungarian (Hungary) ▾

Language  English ▾


Speed Units
-- Please Select -- ▾

Distance Units
-- Please Select -- ▾

Position Format
-- Please Select -- ▾

Number of Inbox Messages
50 messages ▾

Recently Reported Devices on Dashboard
Default ▾

Track Line Style
 ▾

Custom Default Viewport
Use Default Viewport ▾

Enable Map Icon Clustering

Show Device Labels on Map

Show Emergency Animation

Show Dashboard on Home Page

OK Cancel

Note: Administrators and Monitor's can change the language settings for their users by navigating to Options -> Users -> select user -> Portal Settings