

## Declaring & Cancelling SOS with Alert Button using GeoPro Mobile App for iOS

Lu Parente - 2017-09-06 - 0 Comments - in GeoPro Mobile App for iOS

The GeoPro mobile app supports the capability to pair with VSN Mobil's V.BTTN alert button. The V.BTTN is a Bluetooth wearable button that can be used to surreptitiously trigger an SOS from the GeoPro Mobile App without having to unlock your smartphone.

Visit the [VSN Mobil V.BTTN website](#) for device details.

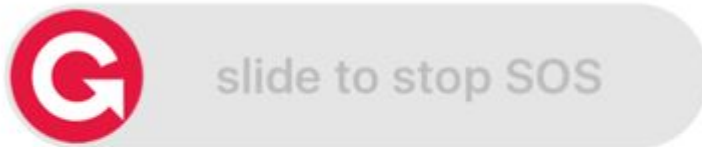
Note: Download the GeoPro mobile app from Apple's App Store. GeoPro Mobile App v2.4.2 or higher is required for V.BTTN support.

This article explains how to declare & cancel an SOS using the V.BTTN alert button.

### Declaring an SOS

1. To declare an SOS, press and hold the face of the V.BTTN for 2-8 seconds.
2. The V.BTTN will play an audible alert and will begin to flash red, indicating SOS in progress. In the background, the GeoPro Mobile App will also display it's in SOS mode.





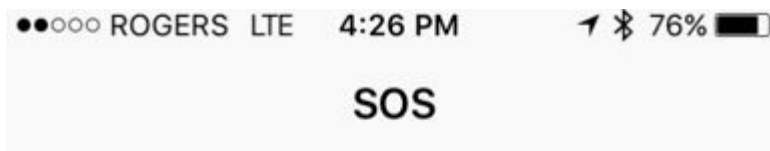
**You are currently in SOS mode.**

SOS message sent successfully. Next message  
will be sent at: 4:26:03 PM

4. While in SOS mode, location messages will be generated from the paired smartphone and will be delivered to the GeoPro Web App at the specified interval.

Cancelling an SOS


1. Open the GeoPro Mobile App and navigate to the SOS tab.
2. Slide the SOS slider to stop the SOS and send a cancellation message to the GeoPro Web App.



**You are currently in SOS mode.**

SOS message sent successfully. Next message  
will be sent at: 4:26:21 PM

3. The GeoPro Mobile App will return to its normal state and the V.BTTN will stop flashing indicating the SOS has been cancelled.



Note: An SOS can also be cancelled remotely from the GeoPro Web App. The app will notify the user the SOS has been cancelled remotely and the V.BTTN will stop flashing to indicate the SOS cancelled.